

Investor Presentation

May 3, 2024

Disclaimer

Forward-Looking Statements and Market Data

This presentation contains forward-looking statements, which are statements other than those of historical facts and which represent the estimates and expectations of Fulgent Genetics, Inc. (the “Company” or “Fulgent”) about future events based on current views and assumptions. Examples of forward-looking statements made in this presentation include, among others, those related to long-term upside or value, management of risk, anticipated growth and positioning, addressable market estimates, the Company’s mission, vision and strategies, the success of its business model and strategy, anticipated future revenue and guidance, evaluations and judgments regarding the Company’s business, products, technologies, competitive landscape, scalability, plans regarding development and launch of potential future products, and any businesses the Company may seek to acquire or has acquired or has invested in or may seek to invest in, including statements regarding Fulgent Pharma Holdings, Inc. (“Fulgent Pharma”), Inform Diagnostics, CSI Laboratories, and any potential synergies, or transformation of the Company’s business, long-term visions and strategies, including, with respect to Fulgent Pharma, those designated to create a vertically integrated solution for cancer care, the clinical development of Fulgent Pharma’s pipeline and related statements and assumptions regarding development timelines, any potentially accelerated pathway for regulatory approval, the potential safety and efficacy of the nanodrug delivery platform and any related therapeutic candidates, the potential market size for these candidates and platforms and the value of available data, including genomic data, the Company’s research and development efforts, including any implications that the results of earlier clinical trials will be representative or consistent with later clinical trials, the expected timing or timing of enrollment for these clinical trials or that interim or preliminary data will be representative of the final data or results of these trials, and guidance regarding the Company’s future performance and results of operations, including any cash or cash equivalent resource projections. The Company’s views and assumptions on which these forward-looking statements are based may prove to be incorrect. As a result, matters discussed in any forward-looking statements are subject to risks, uncertainties and changes in circumstances that may cause actual results to differ materially from those discussed or implied by any forward-looking statements. Important factors that could cause actual results to differ materially from those implied by forward-looking statements are disclosed under “Risk Factors” and “Management’s Discussion and Analysis of Financial Condition and Results of Operations” in the Company’s reports filed with the Securities and Exchange Commission (“SEC”), including its annual report on Form 10-K filed on February 28, 2024, and other reports it files from time to time. Because of these factors, you should not rely upon forward-looking statements as predictions of future events. The forward-looking statements in this presentation are made only as of the date hereof, and, except as required by law, the Company assumes no obligation to update any forward-looking statements in the future. The company’s reports filed with the SEC, including its annual report on Form 10-K for the year ended December 31, 2023, filed with the SEC on February 28, 2024, and the other reports it files from time to time, including subsequently filed annual, quarterly and current reports, are made available on the company’s website upon their filing with the SEC. These reports contain more information about the company, its business and the risks affecting its business, as well as its results of operations for the periods covered by the financial results included in this presentation.

This presentation also includes market data and forecasts with respect to the industry in which the Company operates. In some cases, the Company relies upon and refers to market data and certain industry forecasts that have been obtained from third-party surveys, market research, consultant surveys, publicly available information and industry publications that the Company believes to be reliable. These data and estimates involve a number of assumptions and limitations, and you are cautioned not to give undue weight to such estimates.

Non-GAAP Financial Measures

This presentation contains certain supplemental financial measures that are not calculated pursuant to U.S. generally accepted accounting principles (“GAAP”). These non-GAAP measures are in addition to, not a substitute for or superior to, measures of financial performance prepared in accordance with GAAP. A reconciliation of non-GAAP measures to GAAP measures is contained in this presentation.

Leadership Team



Ming Hsieh
Chief Executive Officer

Experienced operational leader, entrepreneur and philanthropist

Previously CEO, President, and Chairman of Cogent Systems, Inc.

Member of the National Academy of Engineering; Fellow of the National Academy of Inventors; Trustee of USC



Paul Kim
Chief Financial Officer

Experienced financial leader and Certified Public Accountant

Previously CFO of Cogent Systems, Inc.; sold to 3M for \$943M in 2010

B.A. in Economics from University of California at Berkeley



Dr. Harry Gao
Lab Director and Chief Scientific Officer

Previously Lab Director at City of Hope

Clinical molecular genetics training fellowship and post-doctoral fellowship at Harvard Medical School

M.S. in Immunology, and M.D. and Ph.D. in Microbiology, Immunology, and Medical Genetics



James Xie
President and Chief Operating Officer

Responsible for managing all global operations, product vision and product engineering

Served as an SVP of Cogent Systems, Inc.

B.A. in Engineering, M.S. in Industrial Engineering and an M.S. in Computer Science



Brandon Perthuis
Chief Commercial Officer

Extensive experience leading genetic testing commercialization programs since 2003

Previously VP of Sales and Marketing of the Medical Genetics Laboratory at Baylor College of Medicine

Prior to Baylor, held senior roles at PerkinElmer, Inc. and Spectral Genomics, Inc.



Dr. Lawrence Weiss
Chief Medical Officer

Esteemed background in molecular science and pathology

Most recently Chief Medical Officer at NeoGenomics Laboratory, Inc.; prior senior role at Clariant, Inc.

Chairman Emeritus of Pathology at City of Hope National Medical Center



Dr. Ray Yin
President, Pharma

Founder & CEO, ANP Technologies, Inc.

Former Team Leader of Nanobiotechnology for Chem/Bio Defense, U.S. Army Research Laboratory

Holder of 46 drug delivery/detection patents



About Fulgent

We are a premier global, technology-based genetic testing company focused on transforming patient care in oncology, infectious and rare diseases, and reproductive health.



Mission

Develop flexible and affordable diagnostics and therapeutics that improve the everyday lives of those around us.

Core Values

- Innovation
- Customer Service and Commitment
- Quality and Efficiency
- Our People

Strategy

- Leverage our proprietary technology platform for broad application
- Further clinical/regulatory program for Pharma
- Operational excellence
- Disciplined M&A

Strategic Vision – A One-Stop Solution for Cancer Care



To build a vertically integrated solution to combat cancer
early detection | clinical diagnostics | post treatment monitoring | drug discovery and cancer treatment



Leading Genetic Testing Company Offering Tech-Enabled Diagnostic Solutions



**Nano-Drug
Delivery Platform**

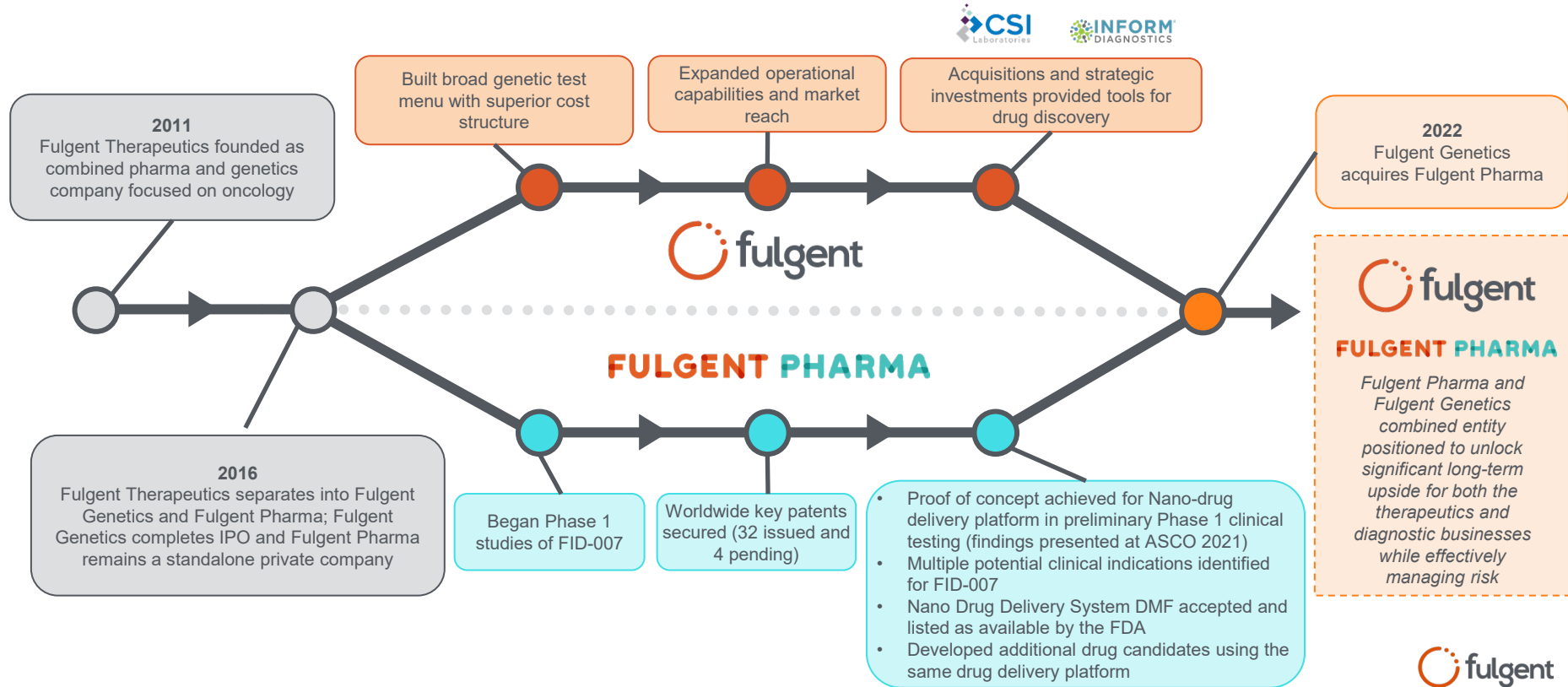
FULGENT PHARMA

*Exciting Cancer Therapeutic Opportunity
Realizing Precision Medicine Potential*

Therapeutic and Diagnostic Entity Providing Comprehensive Solutions Across the Cancer Care Continuum

- Vertically integrated “one-stop” solution across the healthcare chain following the CSI, Inform Diagnostics, and Pharma acquisitions
- Proprietary nano drug delivery technology platform serves as an underpinning technology between diagnostic and pharm to help create a more sustainable and profitable business model in precision medicine for years to come
- Addition of a talented scientific team creates a strong synergy and competitive advantage that may be leveraged across the combined business
- Potential near-term opportunity includes shortened 505(b)(2) drug development and commercialization timelines and potential long-term opportunity leverages large data insights and novel analytical tools from diagnostics business to enable additional precision medicine pipeline through organic or partnered development strategies
- Commitment to continue growing diagnostic and therapeutic opportunities through organic investments and M&A
- Seasoned management team along with strong cash position allow Fulgent to enter therapeutic opportunities while managing risk

History of Fulgent



Long-Term Vision: Fulgent Continuum of Care

Diagnosis

Therapy

Database + Drug Discovery
+ Patient Care



- Transforms from a service company to a combined diagnostic and therapeutic company focused on precision medicine
- Large oncology market opportunity
- Careful pipeline management will responsibly engage therapeutic opportunities while managing potential risks
- Valuable, diverse assets and future sustainable revenue and margins



FULGENT PHARMA

- Well-funded by diagnostics to advance H&N therapy trials and commercialization process
- Genomics data accelerates pipeline therapeutics development, e.g. spatial biology for tumor micro-environment profiling
- Long-term opportunity to leverage data insights from diagnostics to enable precision medicine through proprietary or partnered development strategies
- Manufacturing capability to aid drug development

LABORATORY SERVICES



\$64M

Q1 Revenue

+1%

Q1 Year-over-Year Core Revenue Increase

18,400+ GENES | 900+ PANELS
CUSTOMIZABLE OFFERINGS

Positioned for Growth

- 1 Proprietary technology platform allows for rapid scaling of a **broad, flexible test menu**
- 2 **Next-generation sequencing (NGS)** platform complemented with growing portfolio of **emerging testing technologies** with a focus on oncology
- 3 Well-positioned to execute on a growth strategy that includes **organic and inorganic initiatives**, including:
 - Transformational acquisition of **Inform Diagnostics**
 - Ramping of **CSI Labs**
 - Scaling partnerships
 - Potential **future acquisitions** with a strategy of short- and long-term ROI, tangible synergies, and efficient capital deployment

Platform and Capabilities Across 3 Divisions



Laboratory Services

Precision Diagnostics

- Reproductive Health
- Oncology / Liquid Biopsy
- Rare Disease
- Neurogenetics



Anatomic Pathology

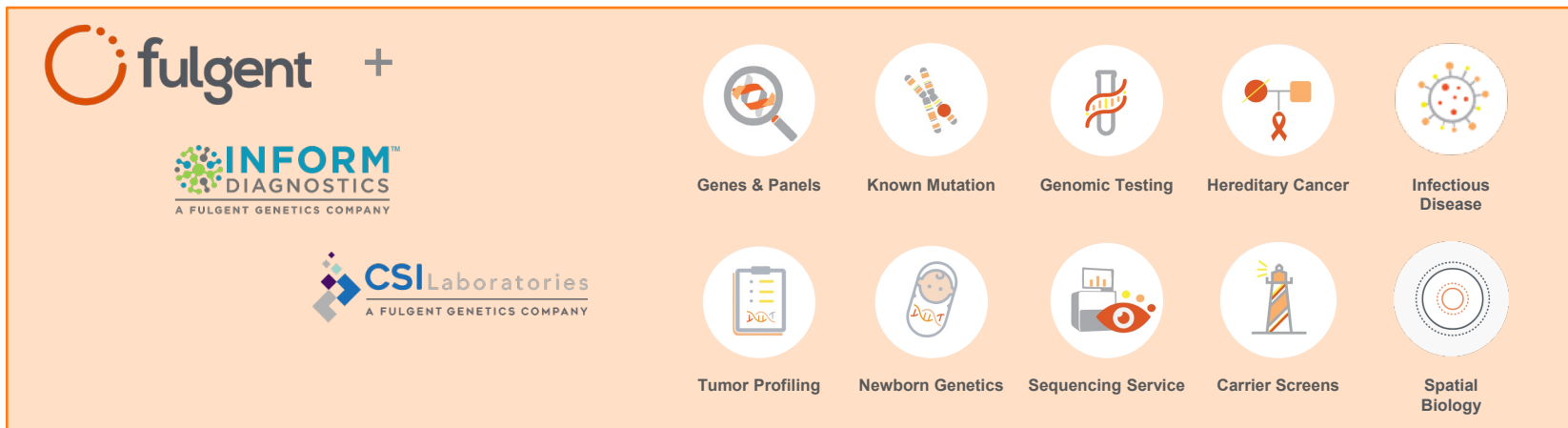
- Dermatopathology
- GI
- GU
- GSP



BioPharma Services

- Spatial Phenotyping
- Exome/Genome sequencing
- RNA sequencing
- Single Cell sequencing

Target Market Opportunity



Cancer Diagnostics

\$80B market¹

**Early Detection /
Liquid Biopsy**

\$18B market¹

Reproductive Health

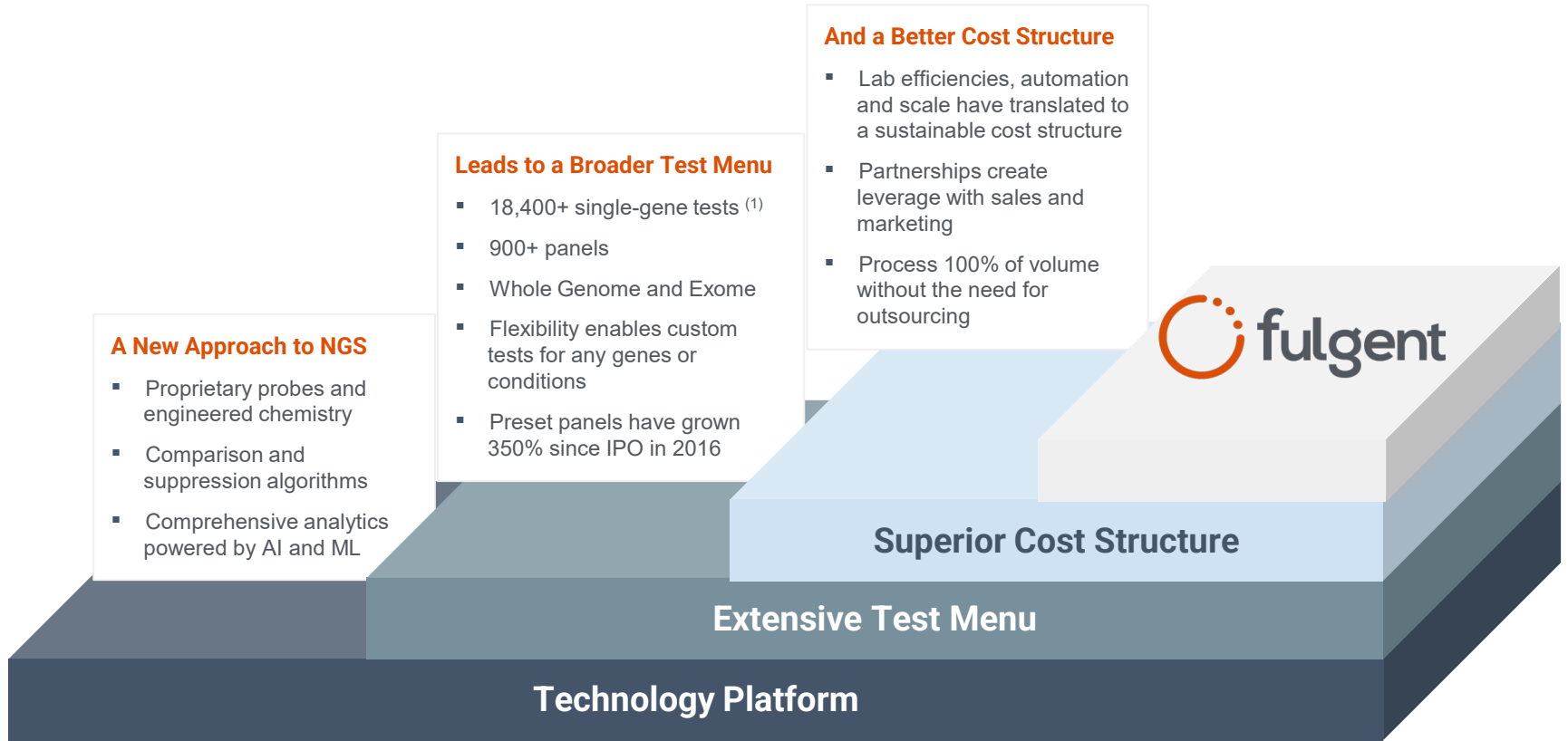
\$8B market²

BioPharma Services

\$50B market³

1) Market sizes sourced from Wall Street equity research
2) Market size sourced from Frost & Sullivan, October 2022
3) Market size sourced from Research and Markets, April 2022

What Sets Fulgent Diagnostics Apart?



1) Represents genes covered by single-gene tests.

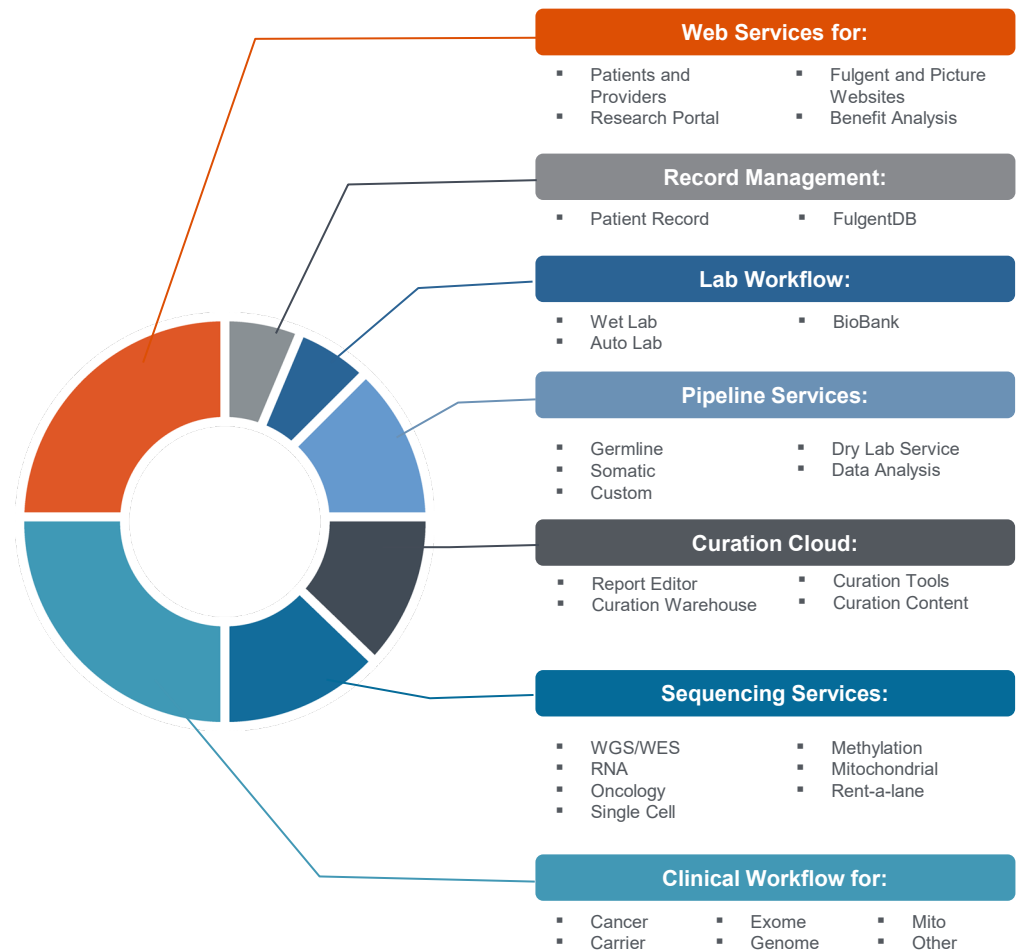
Proprietary Technology Platform

Differentiated Technology...

- Engineered genetic biochemistry, including reagents and probes
- Data suppression and comparison algorithms
- Adaptive learning software
- Automated reporting

...Provides a Multitude of Advantages

- Broad test menu
- Ability to rapidly develop and launch new tests
- Customizable test offerings
- Lower costs per billable test
- High efficiency



Broad Capabilities



Next Generation Sequencing Opportunities

Recent Traction with:

- Hereditary Cancer
- Cardiovascular Genetics
- Reproductive Health
- Neurodegenerative Genetics

Newly launched pharmacogenetic test

Aggressively expanding sales and commercial organization



Specialized Oncology Testing

Wide Array of Technologies

Services Include:

- Flow cytometry
- Cytogenetic analysis
- Fluorescence in-situ hybridization (FISH)
- Immunohistochemistry
- Molecular genetics
- Consultations in hematopathology and surgical pathology
- NGS



Comprehensive Anatomic Pathology Services

Broad Capabilities

- Breast pathology
- Gastrointestinal pathology
- Dermatopathology
- Urologic pathology
- Neuropathology
- Hematopathology

Managed care contract network and physician relationships leveraged to provide diagnostic products and services **complementary to Fulgent's portfolio**

Expansive geographic presence with several **CLIA-licensed** laboratories across the United States

Technology Platform Case Study: COVID-19

Fulgent deployed its technology platform to rapidly respond to the COVID-19 Pandemic, scaling operations to provide tests with reliable results and rapid turnaround time



Next Generation Sequencing for COVID-19

- **Research driven platform** worked with local and federal government on genomic studies
- **CDC contract** awarded to Fulgent, worth up to \$47M to study SARS-CoV-2 using Fulgent's NGS platform
- **Capacity** of 10,000 NGS tests per day
- **Used** to identify new strains and mutations



Commercialized COVID-19 Testing *Primarily RT-PCR Based Testing*

Contracts with:

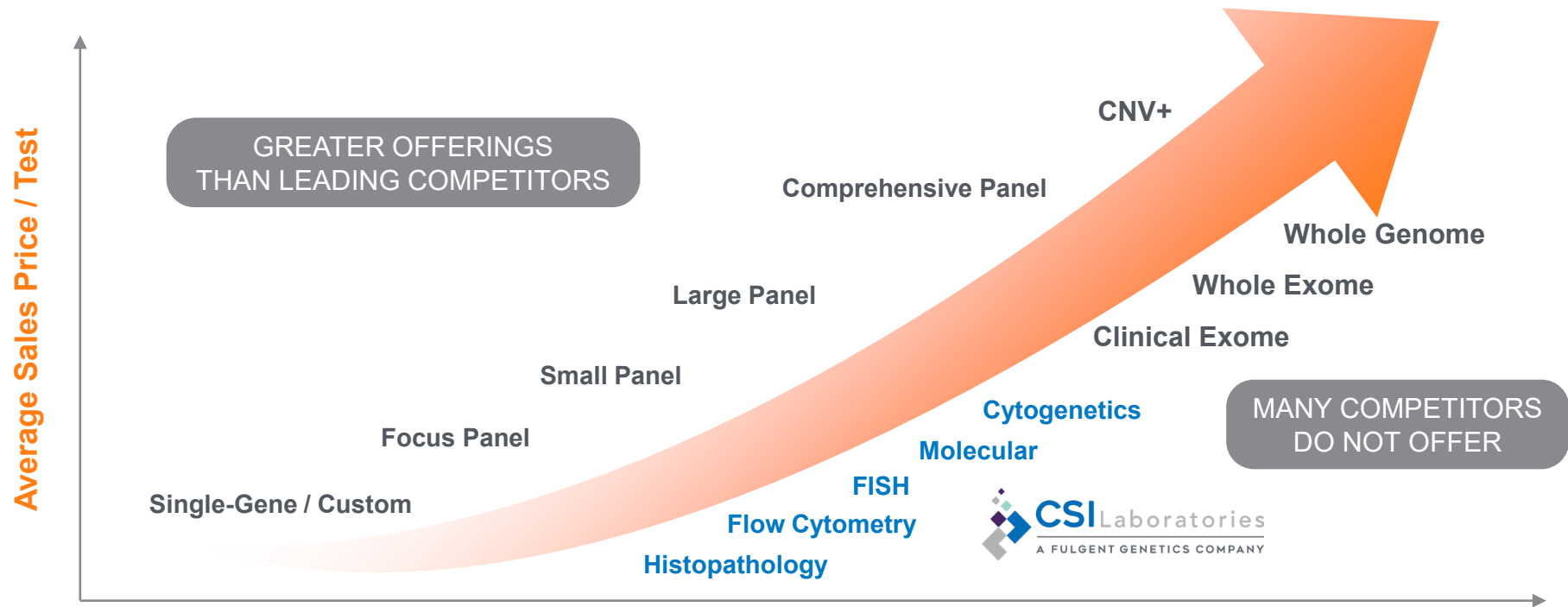
- School systems
- Nursing homes
- Athletic organizations
- Specialty health clinics
- Travel organizations
- Government agencies

Offered through:

- Drive-through sites
- Picture at-home kits
- Managed on-site programs

Result: Over 19M COVID-19 tests delivered between 2020-2023, generating >\$1.7B in revenue for Fulgent

Scalable and Affordable Menu for Customers



NGS Testing – Offerings

Single Gene



18,400+ Genes

Disease Panels



800+ Panels
Customizable Panels

Exome Tests



Clinical Exome (4,500+ Genes)
Whole Exome

Cancer Panels



Focus (49 Genes)
Comprehensive (153 Genes)
Somatic

Known Mutation



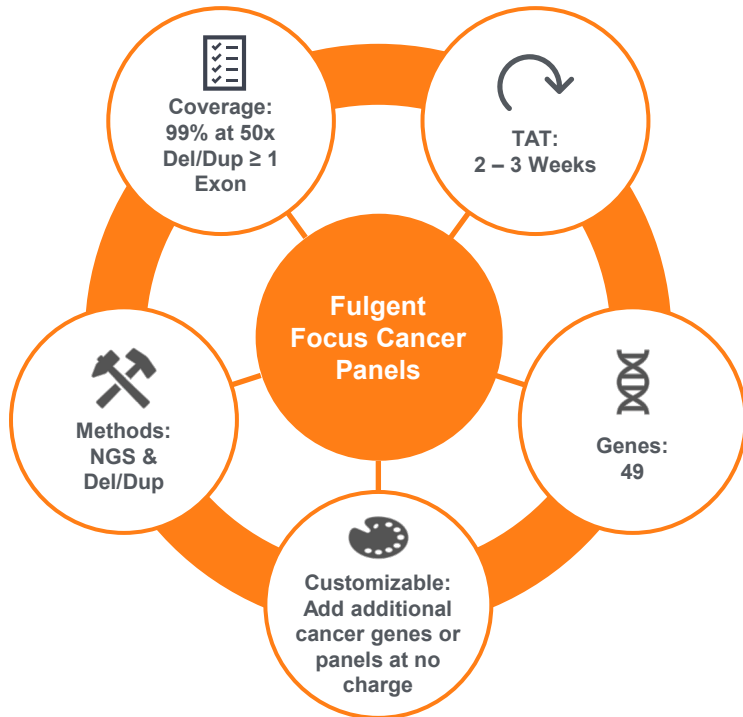
Site-Specific Testing

Repeat Expansion

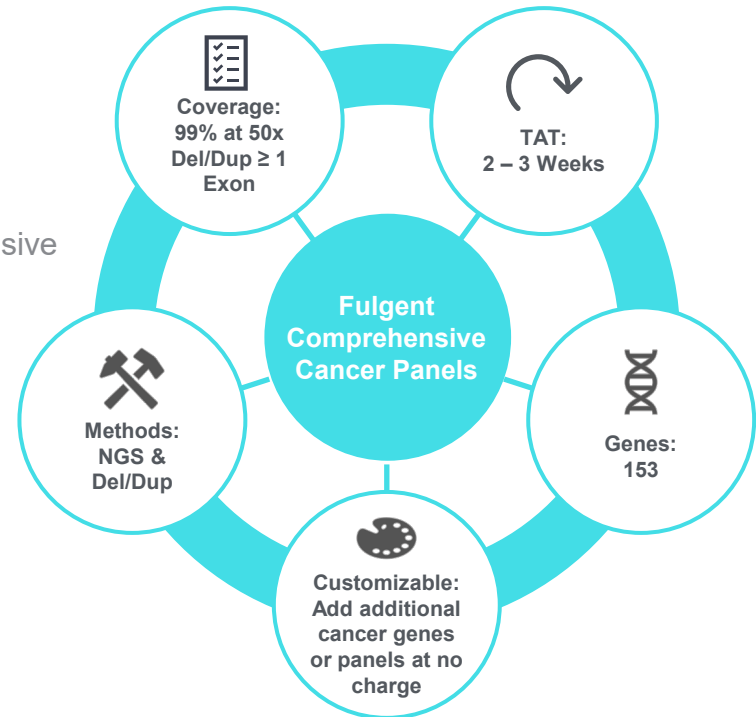


20 Panels

NGS Testing – Germline Oncology Test Menu



Focused Comprehensive



Oncology Testing Platforms



FISH

- Expansive heme and solid tumor menu
- STAT testing available - PML/RARA <1 day TAT
- CD138 cell enrichment for PCM
- 3-5 day turnaround time



Histology

- 225+ stains
- Platform agnostic Roche, Agilent and Leica IHC
- Three levels of service – Tech, Global, Consultative
- PD-L1 - Various IVD platforms and indications
- <1-2 day turnaround time



Cytogenetics

- Oncology and constitutional
- >20% abnormality detection rate
- Mitogen stimulation/dual culture
- DSP30 (detection of B-cell disorders)
- Interleukin 4 for plasma cell myeloma
- Phytohemagglutinin and Interleukin 2 (detection of T-cell disorders)
- Children's Oncology Group approved
- 5-7 day turnaround time



Flow Cytometry

- 10-color platform
- Comprehensive panel design
- High-sensitivity for paroxysmal nocturnal hemoglobinuria
- Expert analysis and interpretation
- 12-24 hour turnaround time

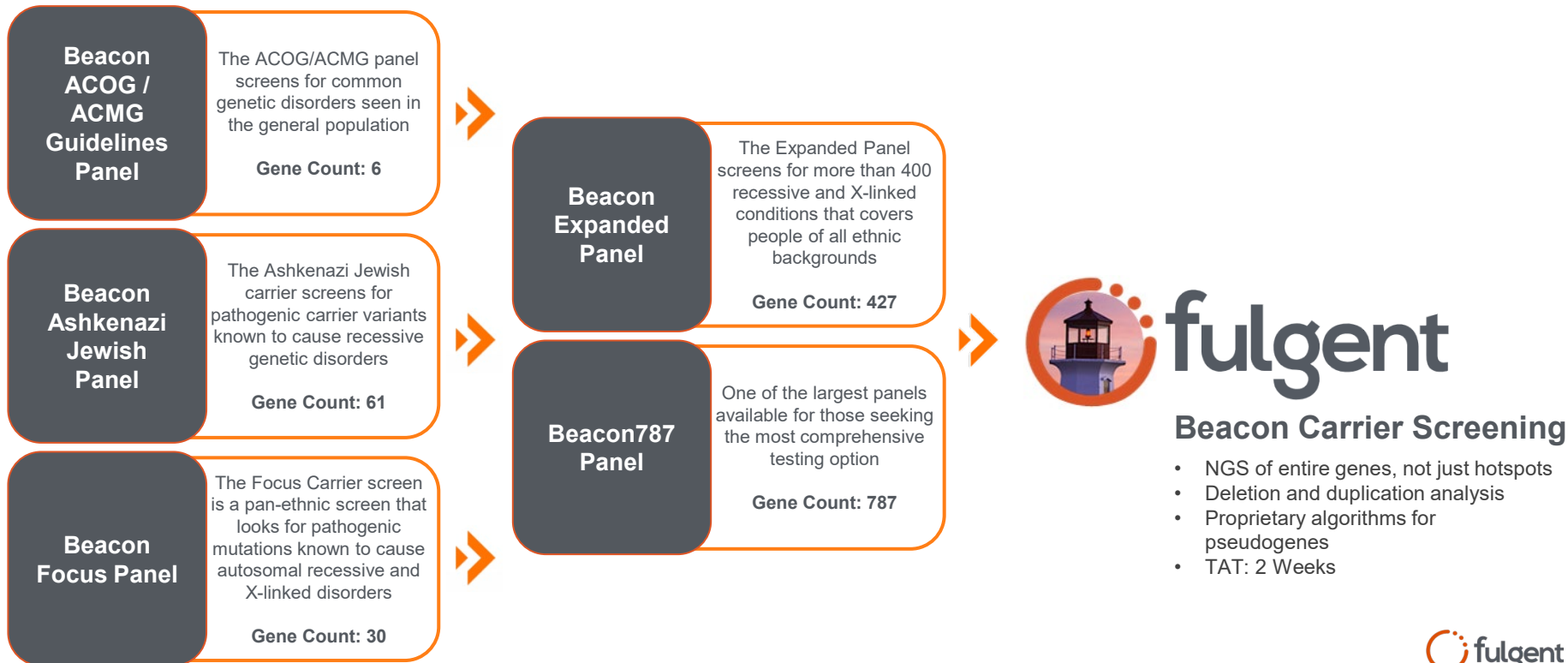


Molecular

- Hematology and solid tumor menu
- Extensive single gene menu
- NGS
- Solid tumor liquid biopsy NGS offering
- 5-7 day turnaround time [NGS 8-10 days]

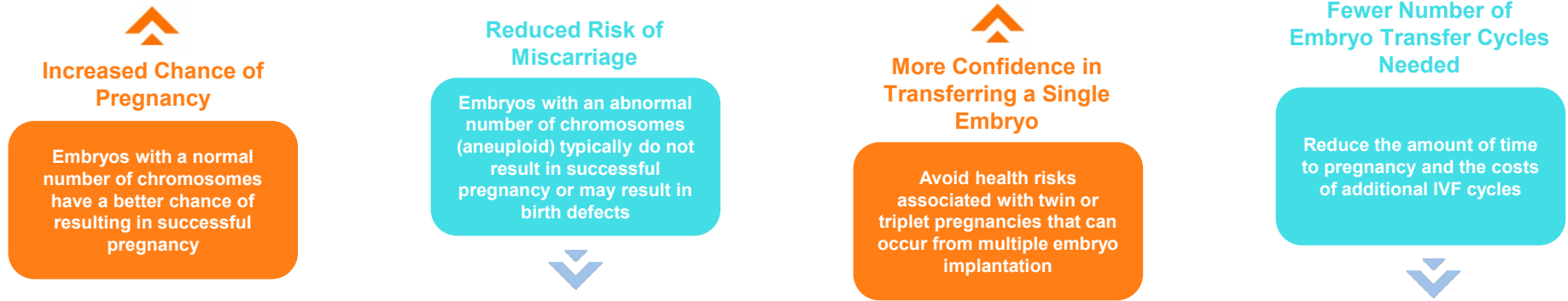
NGS Testing – Panel Deep Dive

Comprehensive Beacon Carrier Screening Tests



NGS Testing – Reproductive Services: PGT-A

PGT-A Can Expand a Patient's Prospects of a Successful Pregnancy



Preimplantation Genetic Testing for Aneuploidy (PGT-A) can identify potentially abnormal embryos for transfer in IVF, thereby expanding a patient's prospects of a successful pregnancy

Who is PGT-A testing for?

Women 35+

Those who have experienced miscarriages

Those who want to reduce the likelihood of having multiples

Couples experiencing male factor infertility

Those who have experienced IVF failure

NGS Testing – Rapid Whole Genome

Designed for critically ill infants in the NICU/PICU to rapidly diagnose genetic disorders

Covers >4,000
single gene
disorders

Fast turn around
time
(7-10 days)

Focused reporting
of diagnostic
findings only

Ideal for Infants Experiencing:

Multiple congenital
anomalies

Inborn errors of metabolism

Immunodeficiency

Respiratory distress

Epilepsy

In a Retrospective Analysis of Diagnostic and Clinical Finding with 35 Acutely Ill Infants (2015):

20 out of the 35 infants (57%) received a diagnosis

13 out of the 20 diagnosed infants (65%) had clinical
usefulness for treatment

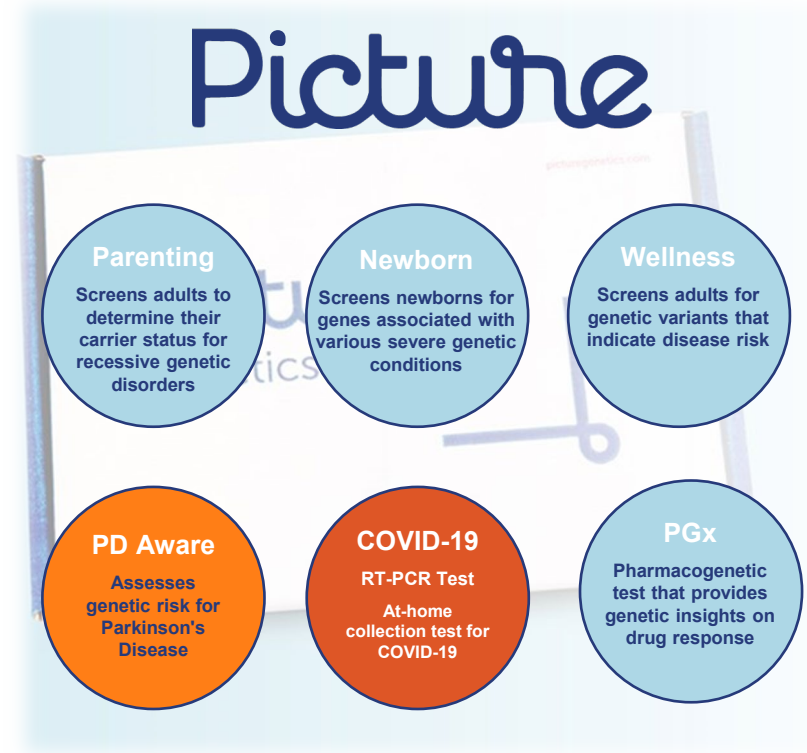
TAT of 7-10 Days

Consumer Initiated Tests – Picture Genetics

Targeting the Large Consumer Market with Picture Genetics

Launched in 2019 with significant growth amid COVID-19

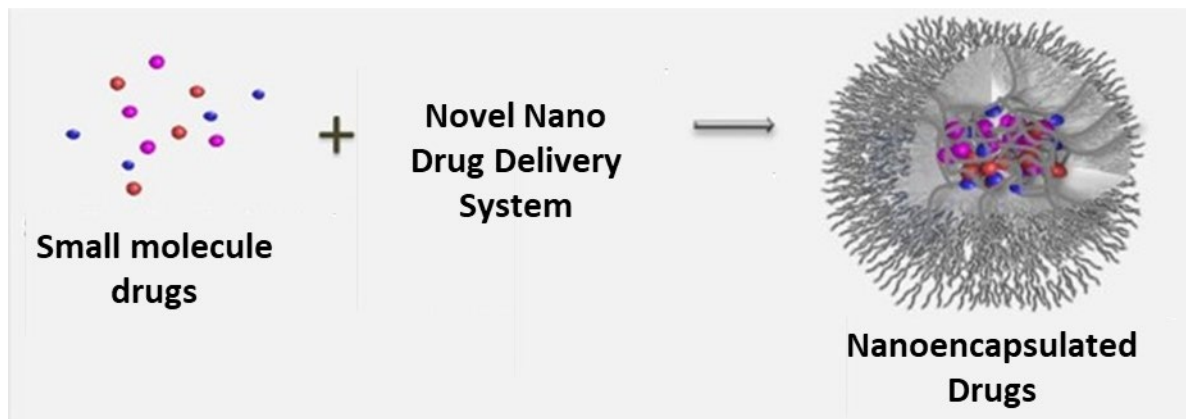
- A consumer-focused offering that merges clinical utility with accuracy of an accredited lab
- Extends Fulgent's NGS capabilities to a broader market
- Validated by **successfully scaling to hundreds of thousands of tests** performed within months for COVID-19, after receiving an EUA
- Genetic tests utilizes complete sequencing (vs genotyping) by NGS analysis for better, more accurate results
- Patient-friendly with easy to use "order from home" model – no doctor office visits or insurance necessary, though many tests are eligible for reimbursement
- Select full service offering that includes analysis and genetic counseling support



THERAPEUTIC DEVELOPMENT



Nano-Drug Delivery Platform Overview



Platform Advantage:

Soluble in both water and various organic solvents and capable of hot melt mixing with APIs

- Many drug candidates in the industry failed during preclinical and clinical development and testing due to poor water solubility
- Nanoencapsulation produces amorphous drug candidates with improved solubility and potentially enhanced absorption, drug PK profiles, safety and efficacy
- Broadly applicable to both IV and oral drug delivery formulations
- Potentially shortened development timeline
- Plug and play drug delivery platform provides multiple shots on goal
- Simple and low-cost production process

FID-007 Program Overview

FID-007 Phase I First in Human Clinical Trial – Preliminary Findings (n=40 patients)

- Dose levels up to 160 mg/m²/week with manageable safety profile
 - RP2D at 125 mg/m²/week
- There is preliminary evidence of anti-tumor activity in 40 heavily pre-treated patients across different tumor types (ORR = 18%)
- No high-grade neuropathy often seen in other taxanes
- Updated clinical data presented at ASCO 2023

FID-007 Phase I Preliminary Highlights (as of 6/2/23):

H&N Cancer

- 57% ORR and 71% DCR were observed in 7 heavily treated H&N patients. Among them, 6/7 had prior Taxane treatment.

Ampullary/Pancreatic

- 50% ORR and 75% DCR were seen in 4 heavily treated ampullary and pancreatic patients

A Phase 1 Trial of FID-007, a Novel Nanoparticle Paclitaxel Formulation, in Patients with Solid Tumors

Jacob Thomas¹, Diane Habib¹, Diana Hanna^{1,2}, Irene Kang¹, Syma Iqbal¹, Jorge Nieva¹, Denise Tsao-Wei¹, Francisco Acosta¹, Ming Hsieh³, Yilong Zhang³, Anthony El-Khouelry¹

¹University of Southern California, Norris Comprehensive Cancer Center; ²Hoag Memorial Hospital; ³Fulgent Pharma



Note: all findings are preliminary

1. DCR includes Stable Disease (SD), Partial Response (PR), Complete Response (CR)

FID-007 Clinical Data Presented at ASCO 2023

Results

Table 1: Patient Baseline Characteristics

Characteristic	Overall, N = 40
Years of Age, Median (Range)	61 (32 - 75)
Gender	
Female	23 (58%)
Male	17 (43%)
Race/Ethnicity	
White or Caucasian	11 (28%)
Hispanic	19 (48%)
Black or African American	1 (3%)
Asian (including Indian)	9 (23%)
ECOG PS	
0	11 (28%)
1	28 (70%)
2	1 (3%)
Number of Prior Regimens, Median (Range)	2 (1 - 5)
Tumor Type	
Pancreatobiliary	11 (28%)
Non-small cell lung	4 (10%)
Head and neck SCC	11 (28%)
Other	14 (35%)

Table 2: Dose Levels Evaluated

Dose Level	FID-007 (mg/m ²)	No. of Patients	No. of Evaluable Patients	DLTs Observed	DLT Type
1	15	3	3	0	
2	30	3	3	0	
3	60	3	3	0	
4	80	3	3	0	
5	100	5	5	2*	Rash
5b	100	4	3	0	
6	125	9	6	1	Gr1 neutropenia
7	160	3	3	1	Gr3 febrile neutropenia
6b ^a	125	7	6	1	Gr1 neutropenia

a. Two patients in dose level 5 had DLT of grade 3 maculopapular rash. Rash resolved with supportive care and/or dose delays in both patients and treatment was successfully continued safely without recurrence of grade 3 rash. DLT definition was modified for dose levels 5b and above to allow for grade 3 rash that resolves within 7 days. No further patients had DLT for rash in the subsequent dose levels.
b. Cohort 6b used modified pre-medication by removing sodium bicarbonate infusion and addition of corticosteroid pre-medication for C1 order. One patient had to be re-randomized.

Table 3: Treatment-related select AE categories (>= 10%)

Toxicity	Number of Patients With Maximum Grade Toxicity Experienced		
	Grade 1 or 2	Grade 3	Grade 4
Alopecia	21 (53%)	0	0
Rash maculo-papular	18 (40%)	11 (28%)	0
Pruritus	16 (40%)	0	0
Fatigue	15 (38%)	0	0
Anorexia	12 (30%)	1 (3%)	0
Nausea	12 (30%)	0	0
White blood cell decreased	11 (28%)	5 (13%)	3 (8%)
Anemia	10 (25%)	6 (15%)	0
Dysgeusia	10 (25%)	0	0
Neutrophil count decreased	9 (23%)	3 (8%)	5 (13%)
Peripheral sensory neuropathy	9 (23%)	0	0
Dry skin	8 (20%)	0	0
Palmar-plantar erythrodysesthesia syndrome	7 (18%)	0	0
Constipation	6 (15%)	0	0
Vomiting	6 (15%)	0	0
Diarrhea	5 (13%)	0	0
Arthralgia	4 (10%)	0	0
AST	4 (10%)	0	0

Figure 1: Waterfall Plot for Best Response

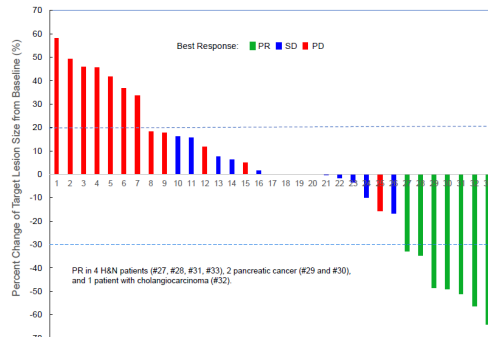


Figure 2: Swimmer Plot for Responses over Time

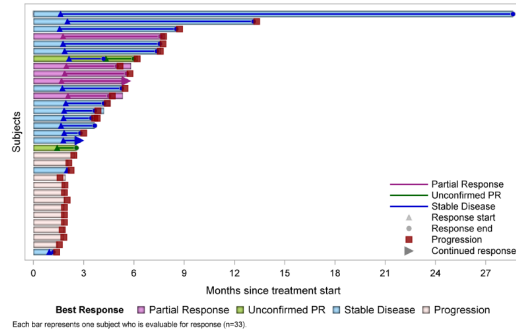


Table 4: Tumor Responses and Outcomes

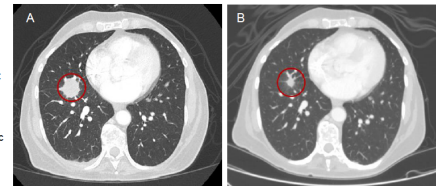
Characteristic	Overall, N = 40
Total Courses Completed, Median (Range)	2 (1 - 30)
Best Response*	
PR	7 (18%)
SD	14 (35%)
PD ^a	18 (45%)
Duration of Follow-up (Months), Median (Range)	12.0 (0.4, 38.9)

a. PD includes 4 patients who had clinical deteriorations prior to RECIST evaluation.

* One patient response is pending

Figure 4: Partial Response in Patient with Head and Neck SCC

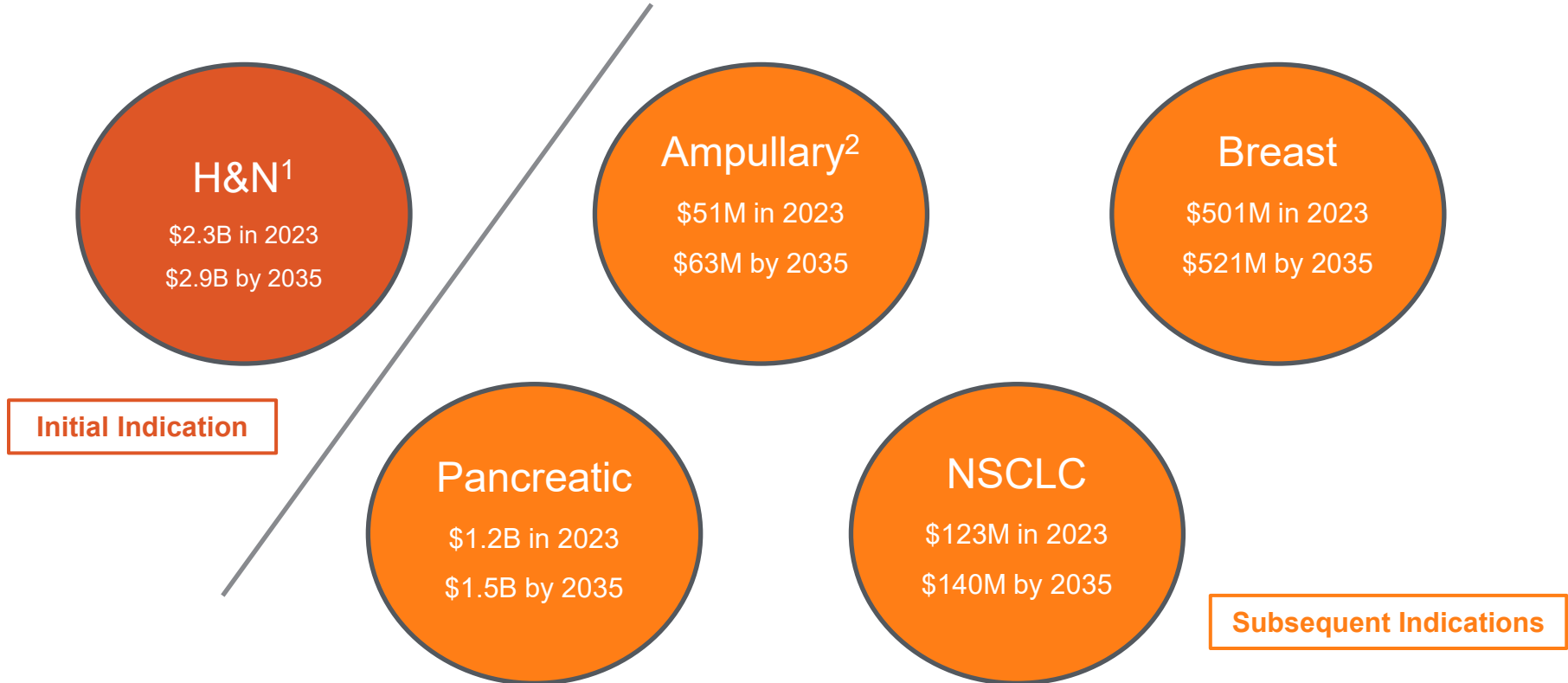
- Panel A at baseline, panel B after 2 cycles of FID-007
- Prior therapies (best response):
 - Pembrolizumab + 5-FU + carboplatin (SD)
 - Cetuximab (SD)
 - Docetaxel (PR 9 months)
 - NK cell + EGFR bi-specific Ab (PD)
- Response ongoing > 6 months



Conclusions

- Enrollment in a 10-patient expansion cohort at RP2D continues
- Based on overall tolerability, pharmacokinetics, and efficacy, the dose of 125mg/m² has been chosen as the RP2D.
- There has been no grade 3 or higher peripheral neuropathy
- Combination studies are planned, including a phase 2 study in head and neck SCC

Potential Market Opportunity for FID-007



Note: U.S. opportunity shown

Sources: Evaluate Pharma, Wall Street research, and management pricing expectations

1. H&N market opportunity for both 2nd line and 3rd line therapy

2. Ampullary market opportunity for 2nd line therapy

Pipeline Progress

- FID-007: wholly-owned drug candidate initially focused on Head & Neck (H&N), Pancreatic/Ampullary cancers
 - Seeking initial therapeutic indication for 2nd line treatment of H&N cancer
 - Potential FDA approval strategy uses 505(b)(2) studies, which may shorten clinical trial process and accelerate timeline to commercialization
- FID-022 moving toward IND
- Developing a next generation antibody drug conjugate (ADC) technology platform that could potentially provide even broader killings towards heterogeneous cancer cells than those ADCs with the bystander killing effect

Drug Candidates	Target	Indication	Pre-Clinical	Clinical P1	Clinical P2	Clinical P3	Milestones
FID-007	Cytotoxic	Head and Neck (H&N) (505(b)(2))	▶				Begin P2 Enrollment in 2Q24
		Ampullary or ICI Resistant (505(b)(2))	▶				Go/No-go Based on HN Study
FID-022	Cytotoxic	Colon (505(b)(2))	▶				IND Filing by YE24

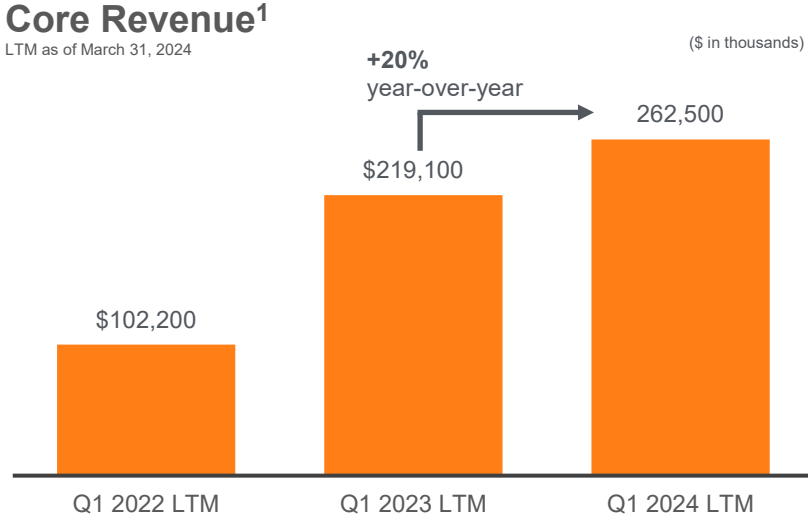
FINANCIALS



Summary Financial Performance

\$63M Core Revenue¹ in Q1'24
1% growth year-over-year

\$42M Last Twelve Months (LTM) Operating
Cash Flow as of Q1'24

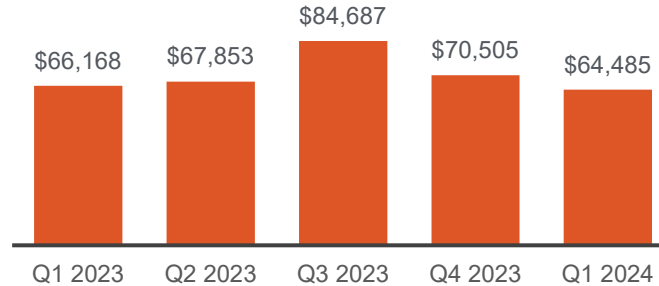


(1) Core Revenue excludes NGS COVID-19 test volume

Financial Performance: Revenue Profile

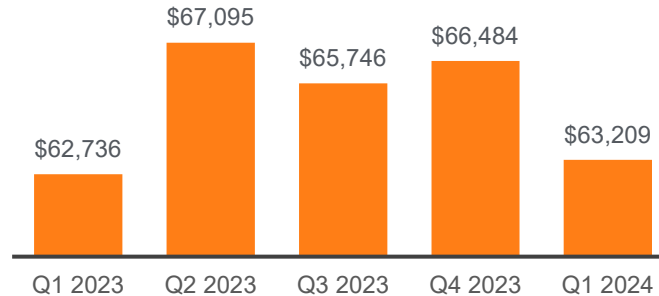
Total Revenue

(\$ in thousands)



Core Revenue¹

(\$ in thousands)



(1) Core Revenue excludes NGS COVID-19 test volume

2024 Financial Guidance Reiterated

Metric	Full Year 2024	Expected Revenue Breakdown	
Core Revenue	\$280M +7% y/y ¹	Precision Diagnostics	\$173M
GAAP EPS	(\$2.25)	Anatomic Pathology	\$96M
Non-GAAP EPS	(\$1.05)	BioPharma Services	\$11M
		Core Revenue	\$280M

Expected Cash, cash equivalents, and investments in marketable securities of approximately \$800 million as of December 31, 2024²

(1) Core Revenue excludes NGS COVID-19 test revenue for more accurate year over year comparison purposes.

(2) Cash expenditures may be higher or lower than currently estimated due to a variety of factors and circumstances, including as a result of the Company's ongoing stock repurchase program or other expenditures outside the ordinary course of business.

Balance Sheet

(in 000's)	Periods Ended	
	December 31, 2023	March 31, 2024
Assets		
Cash & cash equivalents	\$ 97,473	\$ 54,677 ⁽¹⁾
Marketable securities	326,681	251,018 ⁽¹⁾
Trade accounts receivable, net	51,132	52,060
Other current assets	32,559	28,754
Total current assets	507,845	386,509
Marketable securities, long-term	423,571	540,495 ⁽¹⁾
Redeemable preferred stock investment	20,438	20,438
Fixed assets, net	83,464	86,723
Intangible assets, net	143,053	140,989
Goodwill, net	22,055	22,055
Other long-term assets	34,902	32,676
Total assets	\$ 1,235,328	\$ 1,229,885
Liabilities and Stockholders' Equity		
Accounts payable	\$ 15,360	\$ 19,616
Contract liabilities	2,874	2,762
Customer deposit	22,700	27,240
Other liabilities	61,108	53,621
Total liabilities	102,042	103,239
Stockholders' equity	501,721	511,332
Accumulated income	634,380	618,611
Total Fulgent stockholders' equity	1,136,101	1,129,943
Noncontrolling interest	(2,815)	(3,297)
Total stockholders' equity	1,133,286	1,126,646
Total liabilities and stockholders' equity	\$ 1,235,328	\$ 1,229,885

(1) \$846M in cash and investments.

Non-GAAP Financial Adjustments

(in 000's)	2023				FY	2024
	Q1	Q2	Q3	Q4	2023	Q1
Revenue	\$66,168	\$67,853	\$84,687	\$70,505	\$289,213	\$64,485
Cost of revenue	47,357	47,281	44,843	45,276	184,757	42,381
Gross profit	\$18,811	\$20,572	\$39,844	\$25,229	\$104,456	\$22,104
Gross margin	28.4%	30.3%	47.0%	35.8%	36.1%	34.3%
Equity-based compensation included in cost of revenue	2,394	2,359	2,621	2,375	9,749	2,009
Non-GAAP gross profit (excluding equity-based compensation)	\$21,205	\$22,931	\$42,465	\$27,604	\$114,205	\$24,113
Non-GAAP gross margin	32.0%	33.8%	50.1%	39.2%	39.5%	37.4%
Operating expenses						
Research and development	\$9,782	\$9,692	\$10,014	\$11,952	\$41,440	\$11,434
Selling and marketing	10,083	10,723	10,161	10,500	41,467	8,989
General and administrative	21,802	17,993	17,498	31,706	88,999	21,489
Amortization of intangible assets	1,968	1,962	1,957	1,958	7,845	1,990
Goodwill impairment loss	—	—	—	120,234	120,234	—
Total operating expenses	43,635	40,370	39,630	176,350	299,985	43,902
Operating profit (loss)	(\$24,824)	(\$19,798)	\$214	(\$151,121)	(\$195,529)	(\$21,798)
Operating margin	-37.5%	-29.2%	0.3%	-214.3%	-67.6%	-33.8%
Equity-based compensation included in operating expenses	7,871	7,964	8,281	9,057	33,173	9,509
Non-GAAP operating profit (loss) (excluding equity-based compensation, amortization and goodwill impairment)	(\$12,591)	(\$7,513)	\$13,073	(17,497)	(\$24,528)	(\$8,290)
Non-GAAP operating margin	-19.0%	-11.1%	15.4%	-24.8%	-8.5%	-12.9%

THANK YOU



